

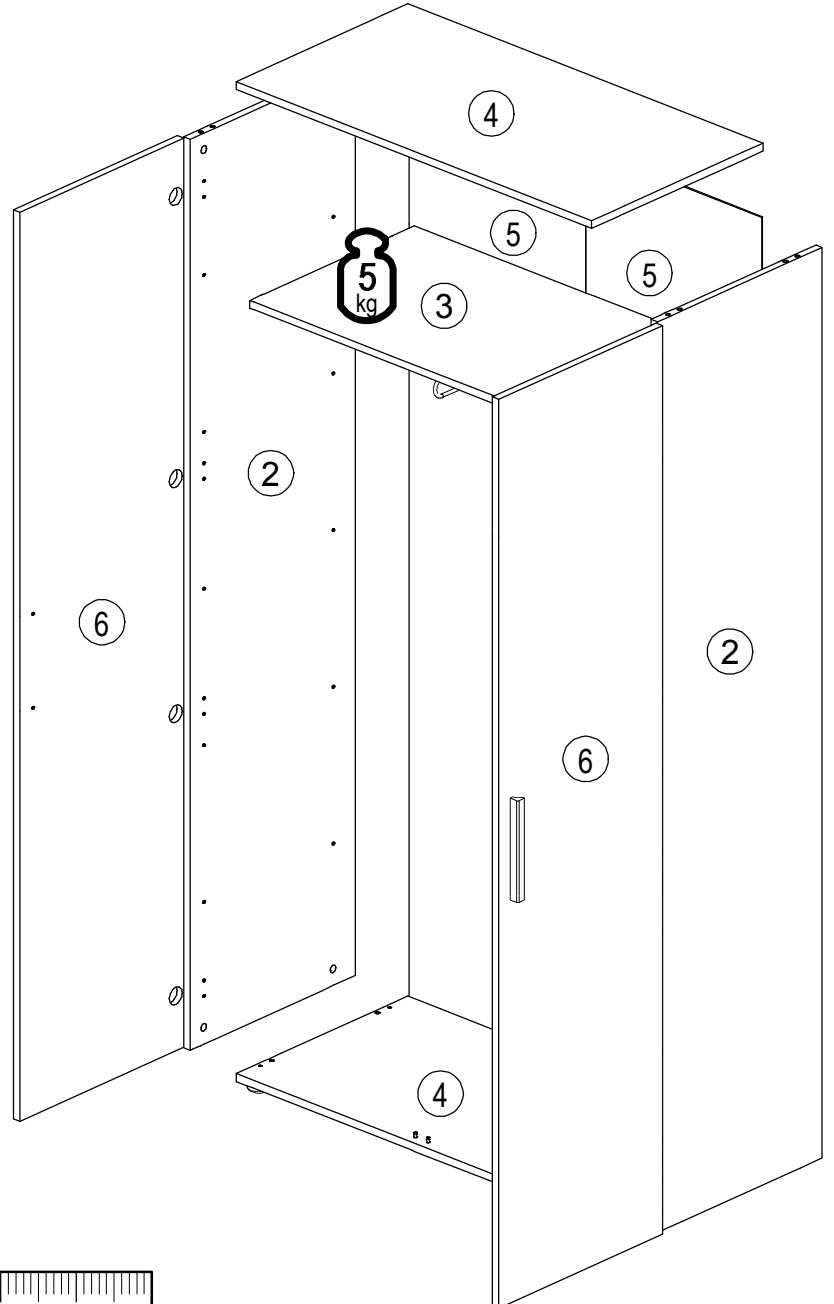
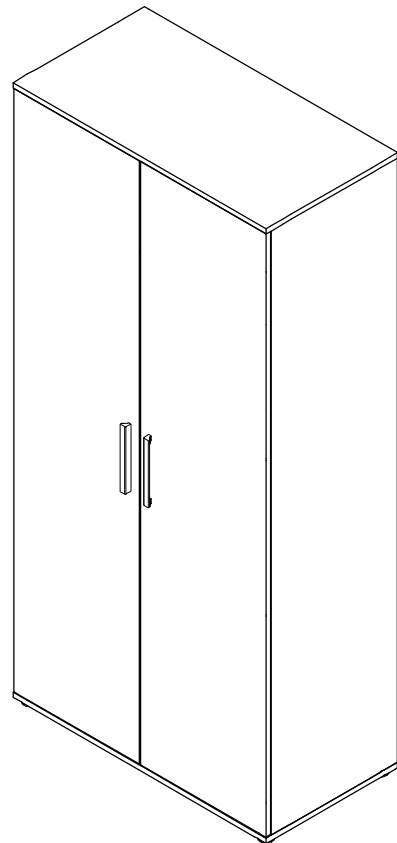
SK NÁVOD NA MONTÁŽ
 CZ MONTÁŽNÍ NÁVOD
 HU SZERELÉSI UTASÍTÁS
 DE MONTAGEANLEITUNG

DUNAJ TYP 1

	900	mm
	1908	
	470	







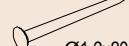
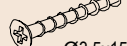


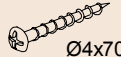




	 80 min		 PZ 2	 ≤ 0,5 kg	 3m
--	------------	--	----------	--------------	--------

ID	ID			
12681	②	1860*449*16	2x	1/2
12682	③	866*448*16	1x	2/2
12683	④	900*467*16	2x	2/2
12684	⑤	1886*446*2,5	2x	1/2
12685	⑥	1856*446*16	2x	1/2



 22244,01 Ø3,5*16 A 6x	 27000,00 Ø8*30 B 8x	 70013,01 C 12x	 70021,01 D 12x	 35102,00 E 4x	 30080,00 Ø44x15 F 4x	 21102,00 Ø1,2x20 G 75x	 22243,00 Ø3,5x15 H 20x	 22250,00 Ø4x25 J 4x	 31103,00 K 1x
 22213,00 Ø4x70 L 1x	 24103,00 Ø8 M 1x	 32315,00 N 2x	 22601,00 P 2x	 Q 12x	 36002,07 R 8x	 36002,08 S 8x	 31016,00 T 1x		

--	--	--	--	--	--	--	--	--	--

									
A 6x	B 8x	C 12x	D 12x	E 4x	F 4x	G 75x	H 20x	J 4x	K 1x
									
L 1x	N 2x	R 8x	S 8x	T 1x					

